




Parkland Community Centre

Statistics

	TOTAL
Registered Voters - Total	0
Registered Voters - NONPARTISAN	0
Registered Voters - Public School Board	0
Registered Voters - Separate School Board	0
Ballots Cast - Total	242
Ballots Cast - NONPARTISAN	57
Ballots Cast - Public School Board	117
Ballots Cast - Separate School Board	68
Ballots Cast - Blank	1
Voter Turnout - Total	0.00%
Voter Turnout - NONPARTISAN	0.00%
Voter Turnout - Public School Board	0.00%
Voter Turnout - Separate School Board	0.00%

MAYOR

Vote For 1

	TOTAL	VOTE %
HICKIE, Darryl	105	44.49% 
DIONNE, Greg	77	32.63% 
MORROW, Josh	29	12.29% 
NOWOSELSKY, Dennis	25	10.59% 












COUNCILLOR Ward 1

Vote For 1

	TOTAL	VOTE %
MILLER, Charlene	154	64.71% 
BROWN, Daniel Wade	84	35.29% 

PSB BOARD TRUSTEE










Vote For 5

	TOTAL	VOTE %
BURNS, Conrad	62	13.51% 
LINDBERG, Arne	56	12.20% 
NUNN, Alan	52	11.33% 
GUSTAFSON, Grant	46	10.02% 
ZBARASCHUK, Brent	45	9.80% 
VICKERS, Michelle J.	42	9.15% 
UMPHERVILLE, Brian	40	8.71% 
CARTER, Heather	39	8.50% 
HOLLICK, Barry	36	7.84% 
CLARKE, Crystal	29	6.32% 
ARNESEN, Cherise	12	2.61% 

Parkland Community Centre

SSB BOARD TRUSTEE

Vote For 6

	TOTAL	VOTE %	
HALLIDAY, Chrissy	36	15.32%	
STUBBS, Suzanne	36	15.32%	
RING, Andrea	29	12.34%	
HORDYSKI, Patrick	28	11.91%	
MAHUSSIER, Gloria	27	11.49%	
PROVOST, Albert	25	10.64%	
SANDE, Darryl	23	9.79%	
COULIC-SALAHUB, Marcia	22	9.36%	
RABIEJ, Zenik	9	3.83%	

Hazeldell Community Hall

Statistics

	TOTAL
Registered Voters - Total	0
Registered Voters - NONPARTISAN	0
Registered Voters - Public School Board	0
Registered Voters - Separate School Board	0
Ballots Cast - Total	168
Ballots Cast - NONPARTISAN	26
Ballots Cast - Public School Board	96
Ballots Cast - Separate School Board	46
Ballots Cast - Blank	0
Voter Turnout - Total	0.00%
Voter Turnout - NONPARTISAN	0.00%
Voter Turnout - Public School Board	0.00%
Voter Turnout - Separate School Board	0.00%

MAYOR

Vote For 1

	TOTAL	VOTE %
HICKIE, Darryl	73	43.45%
DIONNE, Greg	66	39.29%
MORROW, Josh	22	13.10%
NOWOSELSKY, Dennis	7	4.17%

COUNCILLOR Ward 2

Vote For 1

	TOTAL	VOTE %
LENNOX-ZEPP, Terra	54	32.34%
GORDER, Devin Frederick	53	31.74%
DIRKS, Dana	45	26.95%
CONARROE, Kim	15	8.98%

PSB BOARD TRUSTEE










Vote For 5

	TOTAL	VOTE %
LINDBERG, Arne	65	17.71%
GUSTAFSON, Grant	41	11.17%
NUNN, Alan	38	10.35%
ZBARASCHUK, Brent	37	10.08%
HOLLICK, Barry	36	9.81%
BURNS, Conrad	35	9.54%
VICKERS, Michelle J.	34	9.26%
CARTER, Heather	30	8.17%
ARNESEN, Cherise	18	4.90%
UMPHERVILLE, Brian	17	4.63%
CLARKE, Crystal	16	4.36%

Hazeldell Community Hall

SSB BOARD TRUSTEE

Vote For 6

	TOTAL	VOTE %	
STUBBS, Suzanne	33	19.08%	
HALLIDAY, Chrissy	23	13.29%	
RING, Andrea	22	12.72%	
PROVOST, Albert	20	11.56%	
HORDYSKI, Patrick	19	10.98%	
MAHUSSIER, Gloria	17	9.83%	
SANDE, Darryl	14	8.09%	
COULIC-SALAHUB, Marcia	13	7.51%	
RABIEJ, Zenik	12	6.94%	

Margo Fournier Centre

Statistics

	TOTAL
Registered Voters - Total	0
Registered Voters - NONPARTISAN	0
Registered Voters - Public School Board	0
Registered Voters - Separate School Board	0
Ballots Cast - Total	193
Ballots Cast - NONPARTISAN	30
Ballots Cast - Public School Board	116
Ballots Cast - Separate School Board	47
Ballots Cast - Blank	0
Voter Turnout - Total	0.00%
Voter Turnout - NONPARTISAN	0.00%
Voter Turnout - Public School Board	0.00%
Voter Turnout - Separate School Board	0.00%

MAYOR

Vote For 1

	TOTAL	VOTE %	
HICKIE, Darryl	79	41.15%	
DIONNE, Greg	77	40.10%	
NOWOSELSKY, Dennis	27	14.06%	
MORROW, Josh	9	4.69%	

COUNCILLOR Ward 2

Vote For 1

	TOTAL	VOTE %	
LENNOX-ZEPP, Terra	87	45.79%	
DIRKS, Dana	43	22.63%	
GORDER, Devin Frederick	36	18.95%	
CONARROE, Kim	24	12.63%	

PSB BOARD TRUSTEE










Vote For 5

	TOTAL	VOTE %	
LINDBERG, Arne	61	13.80%	
HOLLICK, Barry	45	10.18%	
GUSTAFSON, Grant	43	9.73%	
BURNS, Conrad	42	9.50%	
NUNN, Alan	41	9.28%	
CARTER, Heather	40	9.05%	
VICKERS, Michelle J.	40	9.05%	
ARNESEN, Cherise	36	8.14%	
ZBARASCHUK, Brent	36	8.14%	
UMPHERVILLE, Brian	30	6.79%	
CLARKE, Crystal	28	6.33%	

Margo Fournier Centre

SSB BOARD TRUSTEE

Vote For 6





	TOTAL	VOTE %	
STUBBS, Suzanne	36	17.65%	
RING, Andrea	33	16.18%	
HORDYSKI, Patrick	27	13.24%	
HALLIDAY, Chrissy	23	11.27%	
COULIC-SALAHUB, Marcia	20	9.80%	
SANDE, Darryl	20	9.80%	
PROVOST, Albert	19	9.31%	
MAHUSSIER, Gloria	16	7.84%	
RABIEJ, Zenik	10	4.90%	

Midtown Hall

Statistics	TOTAL
Registered Voters - Total	0
Registered Voters - NONPARTISAN	0
Registered Voters - Public School Board	0
Registered Voters - Separate School Board	0
Ballots Cast - Total	284
Ballots Cast - NONPARTISAN	19
Ballots Cast - Public School Board	182
Ballots Cast - Separate School Board	83
Ballots Cast - Blank	2
Voter Turnout - Total	0.00%
Voter Turnout - NONPARTISAN	0.00%
Voter Turnout - Public School Board	0.00%
Voter Turnout - Separate School Board	0.00%


MAYOR

Vote For 1

	TOTAL	VOTE %	
HICKIE, Darryl	131	46.79%	
DIONNE, Greg	105	37.50%	
NOWOSELSKY, Dennis	25	8.93%	
MORROW, Josh	19	6.79%	












COUNCILLOR Ward 3

Vote For 1

	TOTAL	VOTE %	
HEAD, Tony	117	41.64%	
BOTHA, Evert P.	91	32.38%	
ATKINSON, Lee	73	25.98%	

PSB BOARD TRUSTEE










Vote For 5

	TOTAL	VOTE %	
BURNS, Conrad	89	13.15%	
LINDBERG, Arne	83	12.26%	
ZBARASCHUK, Brent	72	10.64%	
VICKERS, Michelle J.	71	10.49%	
GUSTAFSON, Grant	63	9.31%	
NUNN, Alan	63	9.31%	
CARTER, Heather	62	9.16%	
HOLLICK, Barry	61	9.01%	
UMPHERVILLE, Brian	49	7.24%	
CLARKE, Crystal	35	5.17%	
ARNESEN, Cherise	29	4.28%	

Midtown Hall

SSB BOARD TRUSTEE

Vote For 6


	TOTAL	VOTE %	
STUBBS, Suzanne	64	16.89%	
RING, Andrea	60	15.83%	
HALLIDAY, Chrissy	46	12.14%	
HORDYSKI, Patrick	44	11.61%	
PROVOST, Albert	43	11.35%	
COULIC-SALAHUB, Marcia	37	9.76%	
MAHUSSIER, Gloria	30	7.92%	
SANDE, Darryl	30	7.92%	
RABIEJ, Zenik	25	6.60%	

East End Curling Rink

Statistics	TOTAL
Registered Voters - Total	0
Registered Voters - NONPARTISAN	0
Registered Voters - Public School Board	0
Registered Voters - Separate School Board	0
Ballots Cast - Total	425
Ballots Cast - NONPARTISAN	42
Ballots Cast - Public School Board	245
Ballots Cast - Separate School Board	138
Ballots Cast - Blank	0
Voter Turnout - Total	0.00%
Voter Turnout - NONPARTISAN	0.00%
Voter Turnout - Public School Board	0.00%
Voter Turnout - Separate School Board	0.00%




MAYOR

Vote For 1

	TOTAL	VOTE %	
DIONNE, Greg	222	52.36%	
HICKIE, Darryl	170	40.09%	
NOWOSELSKY, Dennis	20	4.72%	
MORROW, Josh	12	2.83%	












COUNCILLOR Ward 4

Vote For 1

	TOTAL	VOTE %	
CODY, Don	237	56.43%	
DUNCOMBE, Margaret	113	26.90%	
LEWIS, Mira	70	16.67%	

PSB BOARD TRUSTEE










Vote For 5

	TOTAL	VOTE %	
LINDBERG, Arne	143	15.43%	
NUNN, Alan	124	13.38%	
ZBARASCHUK, Brent	95	10.25%	
CARTER, Heather	88	9.49%	
BURNS, Conrad	87	9.39%	
VICKERS, Michelle J.	87	9.39%	
HOLLICK, Barry	82	8.85%	
GUSTAFSON, Grant	69	7.44%	
UMPHERVILLE, Brian	53	5.72%	
CLARKE, Crystal	52	5.61%	
ARNESEN, Cherise	47	5.07%	

East End Curling Rink

SSB BOARD TRUSTEE

Vote For 6


	TOTAL	VOTE %	
STUBBS, Suzanne	92	17.62%	
RING, Andrea	77	14.75%	
HALLIDAY, Chrissy	67	12.84%	
HORDYSKI, Patrick	66	12.64%	
PROVOST, Albert	58	11.11%	
COULIC-SALAHUB, Marcia	49	9.39%	
MAHUSSIER, Gloria	39	7.47%	
SANDE, Darryl	39	7.47%	
RABIEJ, Zenik	35	6.70%	

John Diefenbaker School

Statistics	TOTAL
Registered Voters - Total	0
Registered Voters - NONPARTISAN	0
Registered Voters - Public School Board	0
Registered Voters - Separate School Board	0
Ballots Cast - Total	517
Ballots Cast - NONPARTISAN	17
Ballots Cast - Public School Board	291
Ballots Cast - Separate School Board	209
Ballots Cast - Blank	0
Voter Turnout - Total	0.00%
Voter Turnout - NONPARTISAN	0.00%
Voter Turnout - Public School Board	0.00%
Voter Turnout - Separate School Board	0.00%

MAYOR

Vote For 1

	TOTAL	VOTE %	
HICKIE, Darryl	236	45.74%	
DIONNE, Greg	228	44.19%	
MORROW, Josh	34	6.59%	
NOWOSELSKY, Dennis	18	3.49%	












COUNCILLOR Ward 5

Vote For 1

	TOTAL	VOTE %	
OGRODNICK, Dennis	379	73.88%	
WOOD, Don	134	26.12%	

PSB BOARD TRUSTEE










Vote For 5

	TOTAL	VOTE %	
LINDBERG, Arne	177	14.90%	
NUNN, Alan	148	12.46%	
HOLLICK, Barry	127	10.69%	
VICKERS, Michelle J.	126	10.61%	
CARTER, Heather	115	9.68%	
ZBARASCHUK, Brent	104	8.75%	
BURNS, Conrad	103	8.67%	
GUSTAFSON, Grant	101	8.50%	
CLARKE, Crystal	71	5.98%	
ARNESEN, Cherise	65	5.47%	
UMPHERVILLE, Brian	51	4.29%	

John Diefenbaker School

SSB BOARD TRUSTEE

Vote For 6

	TOTAL	VOTE %	
STUBBS, Suzanne	154	17.97%	
RING, Andrea	135	15.75%	
HORDYSKI, Patrick	102	11.90%	
PROVOST, Albert	101	11.79%	
COULIC-SALAHUB, Marcia	86	10.04%	
HALLIDAY, Chrissy	81	9.45%	
SANDE, Darryl	69	8.05%	
RABIEJ, Zenik	66	7.70%	
MAHUSSIER, Gloria	63	7.35%	

Carlton Park Community Hall

Statistics

	TOTAL
Registered Voters - Total	0
Registered Voters - NONPARTISAN	0
Registered Voters - Public School Board	0
Registered Voters - Separate School Board	0
Ballots Cast - Total	633
Ballots Cast - NONPARTISAN	3
Ballots Cast - Public School Board	408
Ballots Cast - Separate School Board	222
Ballots Cast - Blank	2
Voter Turnout - Total	0.00%
Voter Turnout - NONPARTISAN	0.00%
Voter Turnout - Public School Board	0.00%
Voter Turnout - Separate School Board	0.00%

MAYOR

Vote For 1

	TOTAL	VOTE %	
DIONNE, Greg	291	46.26%	<div style="width: 46.26%;"></div>
HICKIE, Darryl	277	44.04%	<div style="width: 44.04%;"></div>
MORROW, Josh	38	6.04%	<div style="width: 6.04%;"></div>
NOWOSELSKY, Dennis	23	3.66%	<div style="width: 3.66%;"></div>

COUNCILLOR Ward 6

Vote For 1

	TOTAL	VOTE %	
EDWARDS, Blake	434	69.11%	<div style="width: 69.11%;"></div>
RING, Martin	194	30.89%	<div style="width: 30.89%;"></div>

PSB BOARD TRUSTEE










Vote For 5

	TOTAL	VOTE %	
LINDBERG, Arne	239	15.58%	<div style="width: 15.58%;"></div>
VICKERS, Michelle J.	187	12.19%	<div style="width: 12.19%;"></div>
NUNN, Alan	173	11.28%	<div style="width: 11.28%;"></div>
ZBARASCHUK, Brent	164	10.69%	<div style="width: 10.69%;"></div>
HOLLICK, Barry	160	10.43%	<div style="width: 10.43%;"></div>
GUSTAFSON, Grant	135	8.80%	<div style="width: 8.80%;"></div>
CARTER, Heather	117	7.63%	<div style="width: 7.63%;"></div>
BURNS, Conrad	116	7.56%	<div style="width: 7.56%;"></div>
ARNESEN, Cherise	101	6.58%	<div style="width: 6.58%;"></div>
CLARKE, Crystal	86	5.61%	<div style="width: 5.61%;"></div>
UMPHERVILLE, Brian	56	3.65%	<div style="width: 3.65%;"></div>

Carlton Park Community Hall

SSB BOARD TRUSTEE

Vote For 6

	TOTAL	VOTE %	
STUBBS, Suzanne	162	18.24%	
RING, Andrea	136	15.32%	
PROVOST, Albert	110	12.39%	
HALLIDAY, Chrissy	109	12.27%	
HORDYSKI, Patrick	108	12.16%	
SANDE, Darryl	86	9.68%	
MAHUSSIER, Gloria	70	7.88%	
COULIC-SALAHUB, Marcia	68	7.66%	
RABIEJ, Zenik	39	4.39%	

East Hill Community Hall

Statistics	TOTAL
Registered Voters - Total	0
Registered Voters - NONPARTISAN	0
Registered Voters - Public School Board	0
Registered Voters - Separate School Board	0
Ballots Cast - Total	290
Ballots Cast - NONPARTISAN	23
Ballots Cast - Public School Board	186
Ballots Cast - Separate School Board	81
Ballots Cast - Blank	2
Voter Turnout - Total	0.00%
Voter Turnout - NONPARTISAN	0.00%
Voter Turnout - Public School Board	0.00%
Voter Turnout - Separate School Board	0.00%

MAYOR

Vote For 1

	TOTAL	VOTE %
HICKIE, Darryl	124	43.21%
DIONNE, Greg	100	34.84%
NOWOSELSKY, Dennis	45	15.68%
MORROW, Josh	18	6.27%

COUNCILLOR Ward 7

Vote For 1

	TOTAL	VOTE %
KILMER, Dawn	180	64.52%
WOODEN, Diana	99	35.48%

PSB BOARD TRUSTEE










Vote For 5

	TOTAL	VOTE %
LINDBERG, Arne	96	14.52%
NUNN, Alan	75	11.35%
VICKERS, Michelle J.	69	10.44%
HOLLICK, Barry	68	10.29%
BURNS, Conrad	61	9.23%
CARTER, Heather	59	8.93%
GUSTAFSON, Grant	55	8.32%
ZBARASCHUK, Brent	50	7.56%
UMPHERVILLE, Brian	48	7.26%
CLARKE, Crystal	44	6.66%
ARNESEN, Cherise	36	5.45%

East Hill Community Hall

SSB BOARD TRUSTEE

Vote For 6

	TOTAL	VOTE %	
STUBBS, Suzanne	47	16.85%	
HALLIDAY, Chrissy	40	14.34%	
RING, Andrea	38	13.62%	
PROVOST, Albert	31	11.11%	
HORDYSKI, Patrick	30	10.75%	
SANDE, Darryl	29	10.39%	
MAHUSSIER, Gloria	25	8.96%	
COULIC-SALAHUB, Marcia	22	7.89%	
RABIEJ, Zenik	17	6.09%	

Arthur Pechey School

Statistics	TOTAL
Registered Voters - Total	0
Registered Voters - NONPARTISAN	0
Registered Voters - Public School Board	0
Registered Voters - Separate School Board	0
Ballots Cast - Total	424
Ballots Cast - NONPARTISAN	29
Ballots Cast - Public School Board	244
Ballots Cast - Separate School Board	151
Ballots Cast - Blank	5
Voter Turnout - Total	0.00%
Voter Turnout - NONPARTISAN	0.00%
Voter Turnout - Public School Board	0.00%
Voter Turnout - Separate School Board	0.00%

MAYOR

Vote For 1

	TOTAL	VOTE %
DIONNE, Greg	207	49.64%
HICKIE, Darryl	162	38.85%
NOWOSELSKY, Dennis	25	6.00%
MORROW, Josh	23	5.52%

COUNCILLOR Ward 8

Vote For 1

	TOTAL	VOTE %
ACCLAIMED	0	

PSB BOARD TRUSTEE










Vote For 5

	TOTAL	VOTE %
LINDBERG, Arne	158	16.54%
NUNN, Alan	116	12.15%
GUSTAFSON, Grant	107	11.20%
HOLLICK, Barry	100	10.47%
VICKERS, Michelle J.	96	10.05%
BURNS, Conrad	81	8.48%
ZBARASCHUK, Brent	79	8.27%
CARTER, Heather	73	7.64%
ARNESEN, Cherise	56	5.86%
UMPHERVILLE, Brian	47	4.92%
CLARKE, Crystal	42	4.40%

Arthur Pechey School

SSB BOARD TRUSTEE

Vote For 6

	TOTAL	VOTE %	
STUBBS, Suzanne	102	17.03%	
RING, Andrea	93	15.53%	
HORDYSKI, Patrick	69	11.52%	
PROVOST, Albert	69	11.52%	
HALLIDAY, Chrissy	66	11.02%	
MAHUSSIER, Gloria	64	10.68%	
COULIC-SALAHUB, Marcia	51	8.51%	
SANDE, Darryl	48	8.01%	
RABIEJ, Zenik	37	6.18%	

ADV POLL - Exhibition Grounds

Statistics	TOTAL
Registered Voters - Total	0
Registered Voters - NONPARTISAN	0
Registered Voters - Public School Board	0
Registered Voters - Separate School Board	0
Ballots Cast - Total	3,303
Ballots Cast - NONPARTISAN	289
Ballots Cast - Public School Board	2,061
Ballots Cast - Separate School Board	953
Ballots Cast - Blank	1
Voter Turnout - Total	0.00%
Voter Turnout - NONPARTISAN	0.00%
Voter Turnout - Public School Board	0.00%
Voter Turnout - Separate School Board	0.00%

MAYOR

Vote For 1

	TOTAL	VOTE %	
DIONNE, Greg	1,500	45.75%	
HICKIE, Darryl	1,475	44.98%	
NOWOSELSKY, Dennis	163	4.97%	
MORROW, Josh	141	4.30%	





COUNCILLOR Ward 1

Vote For 1

	TOTAL	VOTE %	
MILLER, Charlene	117	60.31%	
BROWN, Daniel Wade	77	39.69%	


COUNCILLOR Ward 2

Vote For 1

	TOTAL	VOTE %	
LENNOX-ZEPP, Terra	132	39.29%	
DIRKS, Dana	96	28.57%	
GORDER, Devin Frederick	75	22.32%	
CONARROE, Kim	33	9.82%	

COUNCILLOR Ward 3

Vote For 1

	TOTAL	VOTE %	
HEAD, Tony	153	41.13%	
BOTHA, Evert P.	114	30.65%	
ATKINSON, Lee	105	28.23%	

ADV POLL - Exhibition Grounds

COUNCILLOR Ward 4

Vote For 1

	TOTAL	VOTE %	
CODY, Don	247	52.22%	
DUNCOMBE, Margaret	122	25.79%	
LEWIS, Mira	104	21.99%	

COUNCILLOR Ward 5

Vote For 1

	TOTAL	VOTE %	
OGRODNICK, Dennis	418	71.58%	
WOOD, Don	166	28.42%	

COUNCILLOR Ward 6

Vote For 1

	TOTAL	VOTE %	
EDWARDS, Blake	367	66.25%	
RING, Martin	187	33.75%	

COUNCILLOR Ward 7

Vote For 1

	TOTAL	VOTE %	
KILMER, Dawn	241	73.93%	
WOODEN, Diana	85	26.07%	












COUNCILLOR Ward 8

Vote For 1

	TOTAL	VOTE %	
ACCLAIMED	0		

PSB BOARD TRUSTEE










Vote For 5

	TOTAL	VOTE %	
LINDBERG, Arne	1,270	15.80%	
NUNN, Alan	948	11.79%	
VICKERS, Michelle J.	903	11.23%	
HOLLICK, Barry	868	10.80%	
GUSTAFSON, Grant	778	9.68%	
ZBARASCHUK, Brent	777	9.66%	
BURNS, Conrad	646	8.03%	
CARTER, Heather	640	7.96%	
ARNESEN, Cherise	455	5.66%	
CLARKE, Crystal	443	5.51%	
UMPHERVILLE, Brian	312	3.88%	

ADV POLL - Exhibition Grounds

SSB BOARD TRUSTEE

Vote For 6

	TOTAL	VOTE %	
STUBBS, Suzanne	656	17.40%	
RING, Andrea	528	14.01%	
HORDYSKI, Patrick	462	12.25%	
HALLIDAY, Chrissy	441	11.70%	
PROVOST, Albert	435	11.54%	
SANDE, Darryl	356	9.44%	
COULIC-SALAHUB, Marcia	340	9.02%	
MAHUSSIER, Gloria	327	8.67%	
RABIEJ, Zenik	225	5.97%	

Mail-In Ballots/Special Polls/Mobile Poll - City Hall

Statistics	TOTAL
Registered Voters - Total	0
Registered Voters - NONPARTISAN	0
Registered Voters - Public School Board	0
Registered Voters - Separate School Board	0
Ballots Cast - Total	822
Ballots Cast - NONPARTISAN	235
Ballots Cast - Public School Board	388
Ballots Cast - Separate School Board	199
Ballots Cast - Blank	8
Voter Turnout - Total	0.00%
Voter Turnout - NONPARTISAN	0.00%
Voter Turnout - Public School Board	0.00%
Voter Turnout - Separate School Board	0.00%

MAYOR

Vote For 1

	TOTAL	VOTE %	
DIONNE, Greg	449	55.57%	
HICKIE, Darryl	245	30.32%	
NOWOSELSKY, Dennis	61	7.55%	
MORROW, Josh	53	6.56%	

COUNCILLOR Ward 1

Vote For 1

	TOTAL	VOTE %	
MILLER, Charlene	46	63.01%	
BROWN, Daniel Wade	27	36.99%	

COUNCILLOR Ward 2

Vote For 1

	TOTAL	VOTE %	
LENNOX-ZEPP, Terra	85	52.80%	
DIRKS, Dana	28	17.39%	
CONARROE, Kim	26	16.15%	
GORDER, Devin Frederick	22	13.66%	

COUNCILLOR Ward 3



Vote For 1

	TOTAL	VOTE %	
ATKINSON, Lee	46	41.82%	
BOTHA, Evert P.	32	29.09%	
HEAD, Tony	32	29.09%	

Mail-In Ballots/Special Polls/Mobile Poll - City Hall

COUNCILLOR Ward 4

Vote For 1

	TOTAL	VOTE %	
CODY, Don	65	56.03%	
DUNCOMBE, Margaret	39	33.62%	
LEWIS, Mira	12	10.34%	

COUNCILLOR Ward 5

Vote For 1

	TOTAL	VOTE %	
OGRODNICK, Dennis	73	73.74%	
WOOD, Don	26	26.26%	

COUNCILLOR Ward 6

Vote For 1

	TOTAL	VOTE %	
EDWARDS, Blake	45	50.56%	
RING, Martin	44	49.44%	

COUNCILLOR Ward 7

Vote For 1

	TOTAL	VOTE %	
KILMER, Dawn	32	59.26%	
WOODEN, Diana	22	40.74%	












COUNCILLOR Ward 8

Vote For 1

	TOTAL	VOTE %	
ACCLAIMED	0		

PSB BOARD TRUSTEE









Vote For 5

	TOTAL	VOTE %	
LINDBERG, Arne	222	15.43%	
HOLLICK, Barry	165	11.47%	
NUNN, Alan	156	10.84%	
VICKERS, Michelle J.	154	10.70%	
GUSTAFSON, Grant	146	10.15%	
CARTER, Heather	128	8.90%	
ZBARASCHUK, Brent	122	8.48%	
BURNS, Conrad	110	7.64%	
ARNESEN, Cherise	92	6.39%	
CLARKE, Crystal	73	5.07%	
UMPHERVILLE, Brian	71	4.93%	

Mail-In Ballots/Special Polls/Mobile Poll - City Hall

SSB BOARD TRUSTEE

Vote For 6

	TOTAL	VOTE %	
STUBBS, Suzanne	151	17.46%	
HORDYSKI, Patrick	117	13.53%	
RING, Andrea	109	12.60%	
HALLIDAY, Chrissy	104	12.02%	
PROVOST, Albert	95	10.98%	
SANDE, Darryl	90	10.40%	
COULIC-SALAHUB, Marcia	76	8.79%	
MAHUSSIER, Gloria	74	8.55%	
RABIEJ, Zenik	49	5.66%	